

SUMMARY OF PRODUCT CHARACTERISTICS

BLACEDIC 5/10

1. Name of the medicinal product

BLACEDIC 5 (Solifenacin succinate Tablets 5 mg)

BLACEDIC 10 (Solifenacin succinate Tablets 10 mg)

2. Qualitative and quantitative composition

Solifenacin succinate Tablets 5 mg:

Each film coated tablets contains solifenacin succinate Ph. Eur5 mg

Solifenacin succinate Tablets 10 mg:

Each film-coated tablets contains solifenacin succinate Ph. Eur10 mg

Product contains Lactose

For the full list of excipients, see section 6.1.

3. Pharmaceutical form

Film-coated tablet

5 mg: Light yellow colored, round shaped, biconvex, film-coated tablets, debossed with 'S5' on one side and plain on other side.

10 mg: Light pink colored, round shaped, biconvex film-coated tablets, debossed with 'S10' on one side and plain on other side.

4. Clinical particulars

4.1 Therapeutic indications

Symptomatic treatment of urge incontinence and/or increased urinary frequency and urgency as may occur in patients with overactive bladder syndrome.

4.2 Posology and method of administration

Posology

Adults, including the elderly

The recommended dose is 5 mg solifenacin succinate once daily. If needed, the dose may be increased to 10 mg solifenacin succinate once daily.

Paediatric population

The safety and efficacy of Solifenacin succinate in children have not yet been established. Therefore, Solifenacin succinate should not be used in children.

Patients with renal impairment

No dose adjustment is necessary for patients with mild to moderate renal impairment (creatinine clearance > 30 ml/min). Patients with severe renal impairment (creatinine clearance ≤ 30 ml/min) should be treated with caution and receive no more than 5 mg once daily (see Section 5.2).

Patients with hepatic impairment

No dose adjustment is necessary for patients with mild hepatic impairment. Patients with moderate hepatic impairment (Child-Pugh score of 7 to 9) should be treated with caution and receive no more than 5 mg once daily (see Section 5.2).

Potent inhibitors of cytochrome P450 3A4

The maximum dose of Solifenacin succinate should be limited to 5 mg when treated simultaneously with ketoconazole or therapeutic doses of other potent CYP3A4-inhibitors e.g. ritonavir, nelfinavir, itraconazole (see Section 4.5).

Method of administration

Solifenacin succinate should be taken orally and should be swallowed whole with liquids. It can be taken with or without food.

4.3 Contraindications

Solifenacin is contraindicated in patients with urinary retention, severe gastro-intestinal condition (including toxic megacolon), myasthenia gravis or narrow-angle glaucoma and in patients at risk for these conditions.

- Patients hypersensitive to the active substance or to any of the excipients listed in 6.1.
- Patients undergoing haemodialysis (see Section 5.2).
- Patients with severe hepatic impairment (see Section 5.2).
 - Patients with severe renal impairment or moderate hepatic impairment and who are on treatment with a potent CYP3A4 inhibitor, e.g. ketoconazole (see Section 4.5).

4.4 Special warnings and precautions for use

Other causes of frequent urination (heart failure or renal disease) should be assessed before treatment with Solifenacin succinate. If urinary tract infection is present, an appropriate antibacterial therapy should be started.

Solifenacin succinate should be used with caution in patients with:

- clinically significant bladder outflow obstruction at risk of urinary retention.
- gastrointestinal obstructive disorders.
- risk of decreased gastrointestinal motility.

- severe renal impairment (creatinine clearance \leq 30 ml/min; see Section 4.2 and 5.2), and doses should not exceed 5 mg for these patients.
- moderate hepatic impairment (Child-Pugh score of 7 to 9; see Section 4.2 and 5.2), and doses should not exceed 5 mg for these patients.
- concomitant use of a potent CYP3A4 inhibitor, e.g. ketoconazole (see 4.2 and 4.5).
- hiatus hernia/gastro-oesophageal reflux and/or who are concurrently taking medicinal products (such as bisphosphonates) that can cause or exacerbate oesophagitis.
- autonomic neuropathy.

QT prolongation and Torsade de Pointes have been observed in patients with risk factors, such as pre-existing long QT syndrome and hypokalaemia.

Safety and efficacy have not yet been established in patients with a neurogenic cause for detrusor overactivity.

Patients with rare hereditary problems of galactose intolerance, the Lapp lactase deficiency or glucose-galactose malabsorption should not take this medicinal product.

Angioedema with airway obstruction has been reported in some patients on solifenacin succinate. If angioedema occurs, solifenacin succinate should be discontinued and appropriate therapy and/or measures should be taken.

Anaphylactic reaction has been reported in some patients treated with solifenacin succinate. In patients who develop anaphylactic reactions, solifenacin succinate should be discontinued and appropriate therapy and/or measures should be taken.

The maximum effect of Solifenacin succinate can be determined after 4 weeks at the earliest.

4.5 Interaction with other medicinal products and other forms of interaction

Pharmacological interactions

Concomitant medication with other medicinal products with anticholinergic properties may result in more pronounced therapeutic effects and undesirable effects. An interval of approximately one week should be allowed after stopping treatment with Solifenacin succinate, before commencing other anticholinergic therapy. The therapeutic effect of solifenacin may be reduced by concomitant administration of cholinergic receptor agonists.

Solifenacin can reduce the effect of medicinal products that stimulate the motility of the gastro-intestinal tract, such as metoclopramide and cisapride.

Pharmacokinetic interactions

In vitro studies have demonstrated that at therapeutic concentrations, solifenacin does not inhibit CYP1A1/2, 2C9, 2C19, 2D6, or 3A4 derived from human liver microsomes.

Therefore, solifenacin is unlikely to alter the clearance of drugs metabolised by these CYP enzymes.

Effect of other medicinal products on the pharmacokinetics of solifenacin

Solifenacin is metabolised by CYP3A4. Simultaneous administration of ketoconazole (200 mg/day), a potent CYP3A4 inhibitor, resulted in a two-fold increase of the AUC of solifenacin, while ketoconazole at a dose of 400 mg/day resulted in a three-fold increase of the AUC of solifenacin. Therefore, the maximum dose of Solifenacin succinate should be restricted to 5 mg, when used simultaneously with ketoconazole or therapeutic doses of other potent CYP3A4 inhibitors (e.g. ritonavir, nelfinavir, itraconazole) (see Section 4.2).

Simultaneous treatment of solifenacin and a potent CYP3A4 inhibitor is contra-indicated in patients with severe renal impairment or moderate hepatic impairment.

The effects of enzyme induction on the pharmacokinetics of solifenacin and its metabolites have not been studied as well as the effect of higher affinity CYP3A4 substrates on solifenacin exposure. Since solifenacin is metabolised by CYP3A4, pharmacokinetic interactions are possible with other CYP3A4 substrates with higher affinity (e.g. verapamil, diltiazem) and CYP3A4 inducers (e.g. rifampicin, phenytoin, carbamazepin).

Effect of solifenacin on the pharmacokinetics of other medicinal products

Oral Contraceptives

Intake of Solifenacin succinate showed no pharmacokinetic interaction of solifenacin on combined oral contraceptives (ethinylestradiol/levonorgestrel).

Warfarin

Intake of Solifenacin succinate did not alter the pharmacokinetics of *R*-warfarin or *S*-warfarin or their effect on prothrombin time.

Digoxin

Intake of Solifenacin succinate showed no effect on the pharmacokinetics of digoxin.

4.6 Fertility, pregnancy and lactation

Pregnancy

No clinical data are available from women who became pregnant while taking solifenacin. Animal studies do not indicate direct harmful effects on fertility, embryonal / foetal development or parturition (see Section 5.3). The potential risk for humans is unknown. Caution should be exercised when prescribing to pregnant women.

Breast-feeding

No data on the excretion of solifenacin in human milk are available. In mice, solifenacin and/or its metabolites was excreted in milk, and caused a dose dependent failure to thrive in neonatal mice (see Section 5.3). The use of Solifenacin succinate should therefore be avoided during breast-feeding.

4.7 Effects on ability to drive and use machines

Since solifenacin, like other anticholinergics may cause blurred vision, and, uncommonly, somnolence and fatigue (see section 4.8. undesirable effects), the ability to drive and use machines may be negatively affected.

4.8 Undesirable effects

Summary of the safety profile

Due to the pharmacological effect of solifenacin, Solifenacin succinate may cause anticholinergic undesirable effects of (in general) mild or moderate severity. The frequency of anticholinergic undesirable effects is dose related.

The most commonly reported adverse reaction with Solifenacin succinate was dry mouth. It occurred in 11% of patients treated with 5 mg once daily, in 22% of patients treated with 10 mg once daily and in 4% of placebo-treated patients. The severity of dry mouth was generally mild and did only occasionally lead to discontinuation of treatment. In general, medicinal product compliance was very high (approximately 99%) and approximately 90% of the patients treated with Solifenacin succinate completed the full study period of 12 weeks treatment.

Tabulated list of adverse reactions

MedDRA system organ class	Very common ≥1/10	Common ≥1/100, <1/10	Uncommon ≥1/1000, <1/100	Rare ≥ 1/10000, <1/1000	Very rare <1/10,000	Not known (cannot be estimated from the available data)
Infections and infestations			Urinary tract infection Cystitis			
Immune system						Anaphylactic

disorders						reaction*
Metabolism and nutrition disorders						Decreased appetite* Hyperkalaemia*
Psychiatric disorders					Hallucinations* Confusional state*	Delirium*
Nervous system disorders			Somnolence Dysgeusia	Dizziness*, Headache*		
Eye disorders		Blurred vision	Dry eyes			Glaucoma*
Cardiac disorders						Torsade de Pointes* Electrocardiogram QT prolonged* Atrial fibrillation* Palpitations* Tachycardia*
Respiratory, thoracic and mediastinal disorders			Nasal dryness			Dysphonia*
Gastrointestinal disorders	Dry mouth	Constipation Nausea Dyspepsia Abdominal pain	Gastro-oesophageal reflux diseases Dry throat	Colonic obstruction Faecal impaction, Vomiting*		Ileus* Abdominal discomfort*
Hepatobiliary disorders						Liver disorder* Liver function

						test abnormal*
Skin and subcutaneous tissue disorders			Dry skin	Pruritus*, Rash*	Erythema multiforme*, Urticaria*, Angioedema*	Exfoliative dermatitis*
Musculoskeletal and connective tissue disorders						Muscular weakness*
Renal and urinary disorders			Difficulty in micturition	Urinary retention		Renal impairment*
General disorders and administration site conditions			Fatigue Peripheral oedema			

*observed post-marketing

4.9 Overdose

Symptoms

Overdosage with solifenacin succinate can potentially result in severe anticholinergic effects. The highest dose of solifenacin succinate accidentally given to a single patient was 280 mg in a 5 hour period, resulting in mental status changes not requiring hospitalization.

Treatment

In the event of overdose with solifenacin succinate the patient should be treated with activated charcoal. Gastric lavage is useful if performed within 1 hour, but vomiting should not be induced.

As for other anticholinergics, symptoms can be treated as follows:

- Severe central anticholinergic effects such as hallucinations or pronounced excitation: treat with physostigmine or carbachol.
- Convulsions or pronounced excitation: treat with benzodiazepines.
- Respiratory insufficiency: treat with artificial respiration.
- Tachycardia: treat with beta-blockers.
- Urinary retention: treat with catheterisation.

- Mydriasis: treat with pilocarpine eye drops and/or place patient in dark room.

As with other antimuscarinics, in case of overdosing, specific attention should be paid to patients with known risk for QT-prolongation (i.e. hypokalaemia, bradycardia and concurrent administration of medicinal products known to prolong QT-interval) and relevant pre-existing cardiac diseases (i.e. myocardial ischaemia, arrhythmia, congestive heart failure).

5. Pharmacological properties

5.1 Pharmacodynamic properties

Pharmacotherapeutic group: Urinary antispasmodics, ATC code: G04B D08.

Mechanism of action

Solifenacin is a competitive, specific cholinergic-receptor antagonist.

The urinary bladder is innervated by parasympathetic cholinergic nerves. Acetylcholine contracts the detrusor smooth muscle through muscarinic receptors of which the M3 subtype is predominantly involved. In vitro and in vivo pharmacological studies indicate that solifenacin is a competitive inhibitor of the muscarinic M3 subtype receptor. In addition, solifenacin showed to be a specific antagonist for muscarinic receptors by displaying low or no affinity for various other receptors and ion channels tested.

Pharmacodynamic effects

Treatment with Solifenacin succinate in doses of 5 mg and 10 mg daily was studied in several double blind, randomised, controlled clinical trials in men and women with overactive bladder.

As shown in the table below, both the 5 mg and 10 mg doses of Solifenacin succinate produced statistically significant improvements in the primary and secondary endpoints compared with placebo. Efficacy was observed within one week of starting treatment and stabilises over a period of 12 weeks. A long-term open label study demonstrated that efficacy was maintained for at least 12 months. After 12 weeks of treatment approximately 50% of patients suffering from incontinence before treatment were free of incontinence episodes, and in addition 35% of patients achieved a micturition frequency of less than 8 micturitions per day. Treatment of the symptoms of overactive bladder also results in a benefit on a number of Quality of Life measures, such as general health perception, incontinence impact, role limitations, physical limitations, social limitations, emotions, symptom severity, severity measures and sleep/energy.

Results (pooled data) of four controlled Phase 3 studies with a treatment duration of 12 weeks

	Placebo	Solifenacin succinate 5 mg o.d.	Solifenacin succinate 10 mg o.d.	Tolterodine 2 mg b.i.d.
No. of micturitions/24 h				
Mean baseline	11.9	12.1	11.9	12.1
Mean reduction from baseline	1.4	2.3	2.7	1.9
% change from baseline	(12%)	(19%)	(23%)	(16%)
n	1138	552	1158	250
p-value*		<0.001	<0.001	0.004
No. of urgency episodes/24 h				
Mean baseline	6.3	5.9	6.2	5.4
Mean reduction from baseline	2.0	2.9	3.4	2.1
% change from baseline	(32%)	(49%)	(55%)	(39%)
n	1124	548	1151	250
p-value*		<0.001	<0.001	0.031
No. of incontinence episodes/24 h				
Mean baseline	2.9	2.6	2.9	2.3
Mean reduction from baseline	1.1	1.5	1.8	1.1
% change from baseline	(38%)	(58%)	(62%)	(48%)
n	781	314	778	157
p-value*		<0.001	<0.001	0.009
No. of nocturia episodes/24 h				
Mean baseline	1.8	2.0	1.8	1.9
Mean reduction from baseline	0.4	0.6	0.6	0.5
% change from baseline	(22%)	(30%)	(33%)	(26%)
n	1005	494	1035	232
p-value*		0.025	<0.001	0.199
Volume voided/micturition				
Mean baseline	166 ml	146 ml	163 ml	147 ml
Mean increase from baseline	9 ml	32 ml	43 ml	24 ml
% change from baseline	(5%)	(21%)	(26%)	(16%)
n	1135	552	1156	250
p-value*		<0.001	<0.001	<0.001
No. of pads/24 h				
Mean baseline	3.0	2.8	2.7	2.7
Mean reduction from baseline	0.8	1.3	1.3	1.0

% change from baseline	(27%)	(46%)	(48%)	(37%)
n	238	236	242	250
p-value*		<0.001	<0.001	0.010

Note: In 4 of the pivotal studies, Solifenacin succinate 10 mg and placebo were used. In 2 out of the 4 studies also Solifenacin succinate 5 mg was used and one of the studies included tolterodine 2 mg bid.

Not all parameters and treatment groups were evaluated in each individual study. Therefore, the numbers of patients listed may deviate per parameter and treatment group.

* P-value for the pair wise comparison to placebo

5.2 Pharmacokinetic properties

Absorption

After intake of Solifenacin succinate tablets, maximum solifenacin plasma concentrations (C_{max}) are reached after 3 to 8 hours. The t_{max} is independent of the dose. The C_{max} and area under the curve (AUC) increase in proportion to the dose between 5 to 40 mg. Absolute bioavailability is approximately 90%.

Food intake does not affect the C_{max} and AUC of solifenacin.

Distribution

The apparent volume of distribution of solifenacin following intravenous administration is about 600 L. Solifenacin is to a great extent (approximately 98%) bound to plasma proteins, primarily α_1 -acid glycoprotein.

Biotransformation

Solifenacin is extensively metabolised by the liver, primarily by cytochrome P450 3A4 (CYP3A4). However, alternative metabolic pathways exist, that can contribute to the metabolism of solifenacin. The systemic clearance of solifenacin is about 9.5 L/h and the terminal half life of solifenacin is 45 - 68 hours. After oral dosing, one pharmacologically active (4R-hydroxy solifenacin) and three inactive metabolites (N-glucuronide, N-oxide and 4R-hydroxy-N-oxide of solifenacin) have been identified in plasma in addition to solifenacin.

Elimination

After a single administration of 10 mg [14 C-labelled]-solifenacin, about 70% of the radioactivity was detected in urine and 23% in faeces over 26 days. In urine, approximately 11% of the radioactivity is recovered as unchanged active substance; about 18% as the N-oxide metabolite, 9% as the 4R-hydroxy-N-oxide metabolite and 8% as the 4R-hydroxy metabolite (active metabolite).

Linearity/non-linearity

Pharmacokinetics are linear in the therapeutic dose range.

Other special populations

Elderly

No dosage adjustment based on patient age is required. Studies in elderly have shown that the exposure to solifenacin, expressed as the AUC, after administration of solifenacin succinate (5 mg and 10 mg once daily) was similar in healthy elderly subjects (aged 65 through 80 years) and healthy young subjects (aged less than 55 years). The mean rate of absorption expressed as t_{\max} was slightly slower in the elderly and the terminal half-life was approximately 20% longer in elderly subjects. These modest differences were considered not clinically significant.

The pharmacokinetics of solifenacin have not been established in children and adolescents.

Gender

The pharmacokinetics of solifenacin are not influenced by gender.

Race

The pharmacokinetics of solifenacin are not influenced by race.

Renal impairment

The AUC and C_{\max} of solifenacin in mild and moderate renally impaired patients, was not significantly different from that found in healthy volunteers. In patients with severe renal impairment (creatinine clearance ≤ 30 ml/min) exposure to solifenacin was significantly greater than in the controls with increases in C_{\max} of about 30%, AUC of more than 100% and $t_{1/2}$ of more than 60%. A statistically significant relationship was observed between creatinine clearance and solifenacin clearance.

Pharmacokinetics in patients undergoing haemodialysis have not been studied.

Hepatic impairment

In patients with moderate hepatic impairment (Child-Pugh score of 7 to 9) the C_{\max} is not affected, AUC increased with 60% and $t_{1/2}$ doubled. Pharmacokinetics of solifenacin in patients with severe hepatic impairment have not been studied.

5.3 Preclinical safety data

Preclinical data reveal no special hazard for humans based on conventional studies of safety pharmacology, repeated dose toxicity, fertility, embryofetal development, genotoxicity, and carcinogenic potential. In the pre- and postnatal development study in mice, solifenacin treatment of the mother during lactation caused dose-dependent lower postpartum survival rate, decreased pup weight and slower physical development at clinically relevant levels. Dose related increased mortality without preceding clinical signs occurred in juvenile mice

treated from day 10 or 21 after birth with doses that achieved a pharmacological effect and both groups had higher mortality compared to adult mice. In juvenile mice treated from postnatal day 10, plasma exposure was higher than in adult mice; from postnatal day 21 onwards, the systemic exposure was comparable to adult mice. The clinical implications of the increased mortality in juvenile mice are not known.

6. Pharmaceutical particulars

6.1 List of excipients

Tablet Core

Lactose monohydrate,
Hydroxypropyl Methylcellulose
Magnesium stearate

Tablet Coating

5 mg tablet:

Opadry yellow 03K520019
HPMC 2910/Hypromellose (E464)
Titanium dioxide (E171)
Triacetin
Talc (E553b)
Iron oxide yellow (E172)

10 mg tablet:

Opadry pink 03K540030
HPMC 2910/Hypromellose (E464)
Titanium dioxide (E171)
Triacetin
Talc (E553b)
Iron oxide red (E172)

6.2 Incompatibilities

Not applicable.

6.3 Shelf life

24 Months

6.4 Special precautions for storage

Do not store above 30°C. Keep out of the sight and reach of children.

6.5 Nature and contents of container

Nature and contents of container

PVC/PVdC-Alu blister of 10 Tablets.

Pack sizes: 1X10's, 3X10's & 10X10's

Not all pack sizes may be marketed.

6.6 Special precautions for disposal and other handling

Any unused medicinal product or waste material should be disposed of in accordance with local requirements.

POM	PP	NS2	Schedule 2
-----	----	-----	------------

7. MARKETING AUTHORISATION HOLDER

MSN LABORATORIES PRIVATE LIMITED

MSN House, Plot No. : C-24,


Sanath Nagar Industrial Estate,

Sanath Nagar, Hyderabad - 500 018,

India.

8. Date of revision of the text

May 2022



15 mm

140 mm

NAME OF THE MEDICINAL PRODUCT

BLACIDEC 5
Solifenacin Succinate Tablets 5 mg

BLACIDEC 10
Solifenacin Succinate Tablets 10 mg

LABEL CLAIM
Solifenacin Succinate Tablets Ph.Eur. 5mg:
Each film coated tablet contains solifenacin succinate 5 mg
Solifenacin Succinate Tablets Ph.Eur. 10mg:
Each film coated tablet contains solifenacin succinate 10 mg
Product contains lactose

PHARMACEUTICAL FORM
Film-coated tablets
5 mg: Light yellow, round, biconvex film-coated tablet debossed with 'S5' on one side and plain on other side.
10 mg: Light pink, round, biconvex film-coated tablet debossed with 'S10' on one side and plain on other side.

CLINICAL PARTICULARS

Therapeutic Indications
Symptomatic treatment of urge incontinence and/or increased urinary frequency and urgency in patients with overactive bladder syndrome.

Posology and method of administration

Posology
Adults, including the elderly
The recommended dose is 5 mg solifenacin succinate once daily. If needed, the dose may be increased to 10 mg solifenacin succinate once daily.

Paediatric population
The safety and efficacy of solifenacin in children have not yet been established. Therefore, solifenacin should not be used in children.

Patients with renal impairment
No dose adjustment is necessary for patients with mild to moderate renal impairment (creatinine clearance > 30 ml/min). Patients with severe renal impairment (creatinine clearance ≤ 30 ml/min) should be treated with caution and receive no more than 5 mg once daily.

Patients with hepatic impairment
No dose adjustment is necessary for patients with mild hepatic impairment. Patients with moderate hepatic impairment (Child-Pugh score of 7 to 9) should be treated with caution and receive no more than 5 mg once daily.

Potent inhibitors of cytochrome P450 3A4
The maximum dose of solifenacin tablets should be limited to 5 mg when treated simultaneously with ketoconazole or therapeutic doses of other potent CYP3A4 inhibitors e.g. ritonavir, nelfinavir, itraconazole.

Method of administration
Solifenacin Succinate Tablets should be taken orally and should be swallowed whole with liquids. It can be taken with or without food.

Contraindications
Solifenacin is contraindicated in patients with:-
- Urinary retention, severe gastrointestinal condition (including toxic megacolon), myasthenia gravis or narrow-angle glaucoma and in patients at risk for these conditions.
- Hypersensitivity to the active substance or to any of the excipients listed.
- Undergoing haemodialysis.
- Severe hepatic impairment.
- Severe renal impairment or moderate hepatic impairment and treatment with a potent CYP3A4 inhibitor, e.g. ketoconazole.

Special warnings and precautions for use
Other causes of frequent urination (heart failure or renal disease) should be assessed before treatment with solifenacin. If urinary tract infection is present, an appropriate antibacterial therapy should be started.
Solifenacin should be used with caution in patients with:
- Clinically significant bladder outflow obstruction at risk of urinary retention.
- Gastrointestinal obstructive disorders.
- Risk of decreased gastrointestinal motility.
- Severe renal impairment (creatinine clearance ≤ 30 ml/min) and doses should not exceed 5 mg for these patients.
- Moderate hepatic impairment (Child-Pugh score of 7 to 9) and doses should not exceed 5 mg for these patients.
- Concomitant use of a potent CYP3A4 inhibitor, e.g. ketoconazole.
- Hiatus hernia/gastroesophageal reflux and/or who are concurrently taking medicinal products (such as bisphosphonates) that can cause or exacerbate oesophagitis.
- Autonomic neuropathy.
QT prolongation and Torsade de Pointes have been observed in patients with risk factors, such as pre-existing long QT syndrome and hypokalaemia.
Safety and efficacy have not yet been established in patients with a neurogenic cause for detrusor overactivity.
Patients with rare hereditary problems of galactose intolerance, the Lapp lactase deficiency or glucose-galactose malabsorption should not take this medicinal product.
Angioedema with airway obstruction has been reported in some patients on solifenacin. If angioedema occurs, solifenacin should be discontinued and appropriate therapy and/or measures should be taken.
Anaphylactic reaction has been reported in some patients treated with solifenacin succinate. In patients who develop anaphylactic reactions, solifenacin succinate should be discontinued and appropriate therapy and/or measures should be taken.
The maximum effect of solifenacin can be determined after 4 weeks at the earliest.

Interaction with other medicinal products and other forms of interaction

Pharmacological interactions
Concomitant medication with other medicinal products with anticholinergic properties may result in more pronounced therapeutic effects and undesirable effects. An interval of approximately one week should be allowed after stopping treatment with solifenacin before commencing other anticholinergic therapy. The therapeutic effect of solifenacin may be reduced by concomitant administration of cholinergic receptor agonists.
Solifenacin can reduce the effect of medicinal products that stimulate the motility of the gastrointestinal tract, such as metoclopramide and cisapride.

Pharmacokinetic interactions
In vitro studies have demonstrated that at therapeutic concentrations, solifenacin does not inhibit CYP1A1/2, 2C9, 2C19, 2D6, or 3A4 derived from human liver microsomes. Therefore, solifenacin is unlikely to alter the clearance of drugs metabolised by these CYP enzymes.

Effect of other medicinal products on the pharmacokinetics of solifenacin
Solifenacin is metabolised by CYP3A4. Simultaneous administration of ketoconazole (200 mg/day), a potent CYP3A4 inhibitor, resulted in a two-fold increase of the AUC of solifenacin, while ketoconazole at a dose of 400 mg/day resulted in a three-fold increase of the AUC of solifenacin. Therefore, the maximum dose of solifenacin should be restricted to 5 mg when used simultaneously with ketoconazole or therapeutic doses of other potent CYP3A4 inhibitors (e.g. ritonavir, nelfinavir, itraconazole). Simultaneous treatment of solifenacin and a potent CYP3A4 inhibitor is contraindicated in patients with severe renal impairment or moderate hepatic impairment.
The effects of enzyme induction on the pharmacokinetics of solifenacin and its metabolites have not been studied as well as the effect of higher affinity CYP3A4 substrates on solifenacin exposure. Since solifenacin is metabolised by CYP3A4, pharmacokinetic interactions are possible with other CYP3A4 substrates with higher affinity (e.g. verapamil, diltiazem) and CYP3A4 inducers (e.g. rifampicin, phenytoin, carbamazepine).

Effect of solifenacin on the pharmacokinetics of other medicinal products

Oral Contraceptives
Intake of solifenacin showed no pharmacokinetic interaction of solifenacin on combined oral contraceptives (ethinylestradiol/levonorgestrel).

Warfarin
Intake of solifenacin did not alter the pharmacokinetics of R-warfarin or S-warfarin or their effect on prothrombin time.

Digoxin
Intake of solifenacin showed no effect on the pharmacokinetics of digoxin.

Fertility, pregnancy and lactation

Pregnancy
No clinical data are available from women who became pregnant while taking solifenacin. Animal studies do not indicate direct harmful effects on fertility, embryonal/foetal development or parturition. The potential risk for humans is unknown. Caution should be exercised when prescribing to pregnant women.

Breast-feeding
No data on the excretion of solifenacin in human milk are available. In mice, solifenacin and/or its metabolites was excreted in milk, and caused a dose dependent failure to thrive in neonatal mice. The use of solifenacin should therefore be avoided during breast-feeding.

Effects on ability to drive and use machines
Since solifenacin, like other anticholinergics may cause blurred vision, and, uncommonly, somnolence and fatigue, the ability to drive and use machines may be negatively affected.


Undesirable effects

Summary of the safety profile:
Due to the pharmacological effect of solifenacin, it may cause anticholinergic undesirable effects of (in general) mild or moderate severity. The frequency of anticholinergic undesirable effects is dose related.
The most commonly reported adverse reaction with solifenacin was dry mouth. It occurred in 11% of patients treated with 5 mg once daily, in 22% of patients treated with 10 mg once daily and in 4% of placebo-treated patients. The severity of dry mouth was generally mild and only occasionally led to discontinuation of treatment. In general, medicinal product compliance was very high (approximately 95%) and approximately 90% of the patients treated with solifenacin completed the full study period of 12 weeks treatment.

MedDRA system organ class	Very common ≥1/10	Common ≥1/10, <1/10	Uncommon ≥1/100, <1/100	Rare ≥1/10,000, <1/1,000	Very rare <1/10,000	Not known (cannot be estimated from the available data)
Infections and infestations			Urinary tract infection Cystitis			
Immune system disorders						Anaphylactic reaction*
Metabolism and nutrition disorders						Decreased appetite* Hyperkalaemia*
Psychiatric disorders					Hallucinations* Confusional state*	Delirium*
Nervous system disorders			Somnolence Dysgeusia	Dizziness* Headache*		
Eye disorders		Blurred vision	Dry eyes			Glaucoma*
Cardiac disorders						Torsade de Pointes* Electrocardiogram QT prolonged* Atrial fibrillation* Palpitations* Tachycardia*
Respiratory, thoracic and mediastinal disorders			Nasal dryness			Dysphonia*
Gastrointestinal disorders	Dry mouth	Constipation Nausea Dyspepsia Abdominal pain	Gastro-oesophageal reflux disease Dry throat	Colonic obstruction Faecal impaction Vomiting*		ileus* Abdominal discomfort*
Hepatobiliary disorders						Liver disorder* Liver function test abnormal*
Skin and subcutaneous tissue disorders			Dry skin	Pruritus* Rash*	Erythema multiforme* Urticaria* Angioedema*	Exfoliative dermatitis*
Musculoskeletal and connective tissue disorders						Muscular weakness*
Renal and urinary disorders			Difficulty in micturition	Urinary retention		Renal impairment*
General disorders and administration site conditions			Fatigue Peripheral oedema			


* observed post-marketing

Reporting of suspected adverse reactions
Reporting suspected adverse reactions after authorisation of the medicinal product is important. It allows continued monitoring of the benefit/risk balance of the medicinal product. Healthcare professionals are asked to report any suspected adverse reactions via the national reporting system.



LABORATORIES PRIVATE LIMITED

PACKAGING DEVELOPMENT

Artwork Information		Specification for Printed Leaflet	
		Test	Specification
Brand Name	BLACIDEC 5 & 10	Substrate	Bible paper
Generic Name	Solifenacin Succinate Tablets 5 mg & 10 mg	GSM	40 ± 5% GSM
Open Dimension	140 x 520 ± 2 mm	Mode of supply	Bundle of 25's, 50's, & 100's
Folding Dimension	140 x 30 ± 2 mm	* Pharma Code	XXXX
Folding Type	Pre-Folded without gluing	Font Type	Arial Narrow
Item Code	D03424-00	Font Size	6 pt
Supersede Code	NA	Perforation/Non-Perforation	Non-Perforation
Country	Peru	Developed by	K.Prasad
Customer	MSN	Reviewed by	D. Chitti Babu
Version	00	Colours	 Black
Date & Time	14.02.2019 & 16.05		

140 mm

15 mm

305 mm

Overdose
Symptoms
Overdose with solifenacin succinate can potentially result in severe anticholinergic effects. The highest dose of solifenacin succinate accidentally given to a single patient was 280 mg in a 5 hour period, resulting in mental status changes not requiring hospitalisation.

Treatment
In the event of overdose with solifenacin succinate, the patient should be treated with activated charcoal. Gastric lavage is useful if performed within 1 hour, but vomiting should not be induced.

As for other anticholinergics, symptoms can be treated as follows:
- Severe central anticholinergic effects such as hallucinations or pronounced excitation: treat with physostigmine or carbachol.
- Convulsions or pronounced excitation: treat with benzodiazepines.
- Respiratory insufficiency: treat with artificial respiration.
- Tachycardia: treat with beta-blockers.
- Urinary retention: treat with catheterisation.
- Mydriasis: treat with pilocarpine eye drops and/or place patient in a dark room.

As with other antimuscarinics, in case of overdosing, specific attention should be paid to patients with known risk for QT-prolongation (i.e. hypokalaemia, bradycardia and concurrent administration of medicinal products known to prolong QT-interval) and relevant pre-existing cardiac diseases (i.e. myocardial ischaemia, arrhythmia, congestive heart failure).

PHARMACOLOGICAL PROPERTIES

Pharmacodynamic properties
Pharmacotherapeutic group: Urinary antispasmodics, ATC code: G04B D08.

Mechanism of action:
Solifenacin is a competitive, specific cholinergic-receptor antagonist.
The urinary bladder is innervated by parasympathetic cholinergic nerves. Acetylcholine contracts the detrusor smooth muscle through muscarinic receptors of which the M₃ subtype is predominantly involved. In vitro and in vivo pharmacological studies indicate that solifenacin is a competitive inhibitor of the muscarinic M₃ subtype receptor. In addition, solifenacin showed to be a specific antagonist for muscarinic receptors by displaying low or no affinity for various other receptors and ion channels tested.

Pharmacodynamic effects:
Treatment with solifenacin in doses of 5 mg and 10 mg daily was studied in several double-blind, randomised, controlled clinical trials in men and women with overactive bladder.
As shown in the table below, both the 5 mg and 10 mg doses of solifenacin produced statistically significant improvements in the primary and secondary endpoints compared with placebo. Efficacy was observed within one week of starting treatment and stabilised over a period of 12 weeks. A long-term open-label study demonstrated that efficacy was maintained for at least 12 months. After 12 weeks of treatment, approximately 50% of patients suffering from incontinence before treatment were free of incontinence episodes, and in addition 35% of patients achieved a micturition frequency of less than 8 micturitions per day. Treatment of the symptoms of overactive bladder also results in a benefit on a number of Quality of Life measures, such as general health perception, incontinence impact, role limitations, physical limitations, social limitations, emotions, symptom severity, severity measures and sleep/energy.

Results (pooled data) of four controlled Phase 3 studies with a treatment duration of 12 weeks

	Placebo	Solifenacin 5 mg o.d.	Solifenacin 10 mg o.d.	Tolterodine 2 mg b.i.d.
No. of micturitions/24 h				
Mean baseline	11.9	12.1	11.9	12.1
Mean reduction from baseline	1.4	2.3	2.7	1.9
% change from baseline	(12%)	(19%)	(23%)	(16%)
n	1138	552	1158	250
p-value*		<0.001	<0.001	0.004
No. of urgency episodes/24 h				
Mean baseline	6.3	5.9	6.2	5.4
Mean reduction from baseline	2.0	2.9	3.4	2.1
% change from baseline	(32%)	(49%)	(55%)	(39%)
n	1124	548	1151	250
p-value*		<0.001	<0.001	0.031
No. of incontinence episodes/24 h				
Mean baseline	2.9	2.6	2.9	2.3
Mean reduction from baseline	1.1	1.5	1.8	1.1
% change from baseline	(38%)	(58%)	(62%)	(48%)
n	781	314	778	157
p-value*		<0.001	<0.001	0.009
No. of nocturia episodes/24 h				
Mean baseline	1.8	2.0	1.8	1.9
Mean reduction from baseline	0.4	0.6	0.6	0.5
% change from baseline	(22%)	(30%)	(33%)	(26%)
n	1005	494	1035	232
p-value*		0.025	<0.001	0.199
Volume voided/micturition				
Mean baseline	166 ml	146 ml	163 ml	147 ml
Mean increase from baseline	9 ml	32 ml	43 ml	24 ml
% change from baseline	(5%)	(21%)	(26%)	(16%)
n	1135	552	1156	250
p-value*		<0.001	<0.001	<0.001
No. of pads/24 h				
Mean baseline	3.0	2.8	2.7	2.7
Mean reduction from baseline	0.8	1.3	1.3	1.0
% change from baseline	(27%)	(46%)	(48%)	(37%)
n	238	236	242	250
p-value*		<0.001	<0.001	0.010

Note: In 4 of the pivotal studies, solifenacin 10 mg and placebo were used.
In 2 out of the 4 studies also solifenacin 5 mg was used and one of the studies included tolterodine 2 mg bid.
Not all parameters and treatment groups were evaluated in each individual study. Therefore, the numbers of patients listed may deviate per parameter and treatment group.
* P-value for the pair-wise comparison to placebo

Pharmacokinetic properties

General characteristics
Absorption
After intake of solifenacin tablets, maximum solifenacin plasma concentrations (C_{max}) are reached after 3 to 8 hours. The t_{1/2} is independent of the dose. The C_{max} and area under the curve (AUC) increase in proportion to the dose between 5 to 40 mg. Absolute bioavailability is approximately 90%. Food intake does not affect the C_{max} and AUC of solifenacin.

Distribution
The apparent volume of distribution of solifenacin following intravenous administration is about 600 L. Solifenacin is to a great extent (approximately 98%) bound to plasma proteins, primarily α1-acid glycoprotein.

Biotransformation
Solifenacin is extensively metabolised by the liver, primarily by cytochrome P450 3A4 (CYP3A4). However, alternative metabolic pathways exist, that can contribute to the metabolism of solifenacin. The systemic clearance of solifenacin is about 9.5 L/h and the terminal half-life of solifenacin is 45 - 68 hours. After oral dosing, one pharmacologically active (4R-hydroxy solifenacin) and three inactive metabolites (N-glucuronide, N-oxide and 4R-hydroxy-N-oxide of solifenacin) have been identified in plasma in addition to solifenacin.

Elimination
After a single administration of 10 mg [¹⁴C-labelled] solifenacin, about 70% of the radioactivity was detected in urine and 23% in faeces over 26 days. In urine, approximately 11% of the radioactivity is recovered as unchanged active substance, about 18% as the N-oxide metabolite, 9% as the 4R-hydroxy- N-oxide metabolite and 8% as the 4R-hydroxy metabolite (active metabolite).

Linearity/non-linearity
Pharmacokinetics is linear in the therapeutic dose range.

Special populations

Age
No dosage adjustment based on patient age is required. Studies in the elderly have shown that the exposure to solifenacin, expressed as the AUC, after administration of solifenacin succinate (5 mg and 10 mg once daily) was similar in healthy elderly subjects (aged 65 - 80 years) and healthy young subjects (aged less than 55 years). The mean rate of absorption expressed as t_{max} was slightly slower in the elderly and the terminal half-life was approximately 20% longer in elderly subjects. These modest differences were considered not clinically significant.
The pharmacokinetics of solifenacin has not been established in children and adolescents.

Gender
The pharmacokinetics of solifenacin is not influenced by gender.

Race
The pharmacokinetics of solifenacin is not influenced by race.

Renal impairment
The AUC and C_{max} of solifenacin in mild and moderate renally impaired patients were not significantly different from that found in healthy volunteers. In patients with severe renal impairment (creatinine clearance <30 ml/min), exposure to solifenacin was significantly greater than in the controls, with increases in C_{max} of about 30%, AUC of more than 100% and t_{1/2} of more than 60%. A statistically significant relationship was observed between creatinine clearance and solifenacin clearance.
Pharmacokinetics in patients undergoing haemodialysis has not been studied.

Hepatic impairment
In patients with moderate hepatic impairment (Child-Pugh score of 7 to 9) the C_{max} is not affected, AUC increased by 60% and t_{1/2} doubled. Pharmacokinetics of solifenacin in patients with severe hepatic impairment has not been studied.

Preclinical safety data
Preclinical data reveal no special hazard for humans based on conventional studies of safety pharmacology, repeated dose toxicity, fertility, embryofetal development, genotoxicity, and carcinogenic potential. In the pre- and postnatal development study in mice, solifenacin treatment of the mother during lactation caused dose-dependent lower postpartum survival rate, decreased pup weight and slower physical development at clinically relevant levels. Dose related increased mortality without preceding clinical signs occurred in juvenile mice treated from day 10 or 21 after birth with doses that achieved a pharmacological effect and both groups had higher mortality compared to adult mice. In juvenile mice treated from postnatal day 10, plasma exposure was higher than in adult mice; from postnatal day 21 onwards, the systemic exposure was comparable to adult mice. The clinical implications of the increased mortality in juvenile mice are not known.

PHARMACEUTICAL PARTICULARS

List of excipients

Tablet core
Lactose monohydrate
Hydroxypropyl Methylcellulose
Magnesium stearate

Tablet coating

5 mg tablet:
Opadry yellow 03K520019:
HPMC 2910/Hypromellose (E464)
Titanium dioxide (E171)
Triacetin
Talc (E553b)
Iron oxide yellow (E172)

10 mg tablet:
Opadry pink 03K540030:
HPMC 2910/Hypromellose (E464)
Titanium dioxide (E171)
Triacetin
Talc (E553b)
Iron oxide red (E172)

Incompatibilities
Not applicable.

Special precautions for storage
Donot store above 30°C.
Keep out of sight and reach of children

Nature and contents of container
PVC/PVC-Alu blister of 10 Tablets
Pack sizes: 1X10's, 3X10's & 10X10's
Not all pack sizes may be marketed.

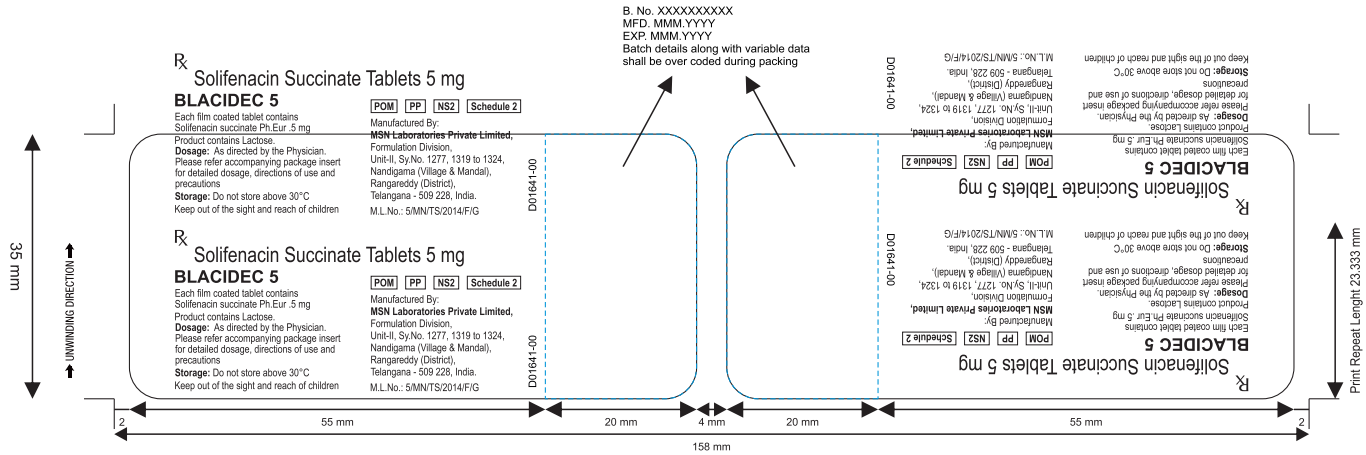
Special precautions for disposal and other handling
Any unused medicinal product or waste material should be disposed of in accordance with local requirements

POM PP NS2 Schedule 2

Manufactured By:
MSN Laboratories Private Limited,
Formulation Division,
Unit-II, Sy.No. 1277, 1319 to 1324,
Nandigama (Village & Mandal),
Rangareddy (District),
Telangana - 509 228, India.

Date of revision of text: May 2018

0302/24-00



Artwork Information		Specification for Printed Foil	
		Test	Specification
Brand Name	BLACIDEC 5	Description	25 µ aluminium foil with NC coating
Generic Name	Solifenacin Succinate Tablets 5 mg	Total thickness of foil	23 to 27 µ
Pack Style	10's	Width	158 ± 1 mm
Blister Size	75 x 35 mm	Total GSM	66 to 79 GSM
Change Part No:	PGB046173932	GSM of VMCH / HSL coating	7 ± 1 GSM
Item Code	D01641-00	NC Coating	Should be present
Supersede Code	NA	Pin Holes	Nil
Country	ROW	Ink Adhesion Test	No ink Lifting
Customer	MSN Laboratories Private Limited	Inner core Diameter	76 ± 1 mm
Version	02	Outer Roll Diameter	NMT 250 mm
Date & Time	12.11.2019 & 18:00	PRC/Non-PRC	Non-PRC
Font Type	Arial	Eye Mark Size	NA
Font Size	4pt	Perforation/Non-Perforation	Non-Perforation
Developed by	K.Prasad	Colours	■ Black
Reviewed by	J.Srikanth		⋯ Dotted lines not to be printed

