


Product Name	XEMPA 25 Tablet	 BIOPHARMA L I M I T E D A-116, BSCIC, Industrial Estate TONGI, GAZIPUR, BANGLADESH
Module 1	Administrative Information and Product Information	

1.17 Summary of Product Characteristics (SPC)

1.17.1 Product information for Health Professionals (For All Products subject to Medical Prescription)

1. Name of the medicinal Product

Xempa 25 Tablet

2. Qualitative and quantitative composition

Each film coated tablet contains:

Empagliflozin 25 mg

Excipients Q.S.

Color: Opadry II White

3. Pharmaceutical form

Oral Tablet

4. Clinical particulars

4.1 Therapeutic indications

Xempa is indicated for the treatment of adults with insufficiently controlled type 2 diabetes mellitus as an adjunct to diet and exercise


- as monotherapy when metformin is considered inappropriate due to intolerance
- in addition to other medicinal products for the treatment of diabetes

4.2 Posology and method of administration

The recommended starting dose is 10 mg empagliflozin once daily for monotherapy and add-on combination therapy with other medicinal products for the treatment of diabetes. In patients tolerating empagliflozin 10 mg once daily who have an eGFR ≥ 60 ml/min/1.73 m² and need tighter glycaemic control, the dose can be increased to 25 mg once daily. The maximum daily dose is 25 mg.

When empagliflozin is used in combination with a sulphonylurea or with insulin, a lower dose of the sulphonylurea or insulin may be considered to reduce the risk of hypoglycaemia.

Renal impairment: No dose adjustment is required for patients with an eGFR ≥ 60 ml/min/1.73 m² or CrCl ≥ 60 ml/min. Empagliflozin should not be used in patients with end stage renal disease (ESRD) or in patients on dialysis as it is not expected to be effective in these patients.

Product Name	XEMPA 25 Tablet	 BIOPHARMA LIMITED A-116, BSCIC, Industrial Estate TONGI, GAZIPUR, BANGLADESH
Module 1	Administrative Information and Product Information	

Hepatic impairment: No dose adjustment is required for patients with hepatic impairment.

Elderly: No dose adjustment is recommended based on age.

Method of administration: The tablets can be taken with or without food, swallowed whole with water.

4.3 Contraindications

Hypersensitivity to the active substance or to any of the excipients listed in section.

4.4 Special warnings and precautions for use

Cardiovascular disease (increased risk of volume depletion), complicated urinary tract infections- consider temporarily interrupting treatment, Concomitant antihypertensive therapy (increased risk of volume depletion), elderly patients aged over 75 years (increased risk of volume depletion), Heart failure, history of hypotension (increased risk of volume depletion), patients at increased risk volume depletion, predisposition to fluid disturbance e.g. gastro-intestinal illness, concomitant use of diuretics ((increased risk of volume depletion).

4.5 Interaction with other medicinal products and other forms of interaction

Diuretics: Co-administration of Empagliflozin with diuretics resulted in increased urine volume.

Insulin or Insulin Secretagogues: Co-administration of Empagliflozin with insulin or insulin secretagogues increases the risk for hypoglycemia.

Interaction studies suggest that the pharmacokinetics of empagliflozin were not influenced by co-administration with metformin, glimepiride, pioglitazone, sitagliptin, linagliptin, warfarin, verapamil, ramipril, simvastatin, torasemide and hydrochlorothiazide.


4.6 Fertility, pregnancy and lactation

Pregnancy: As a precautionary measure, it is preferable to avoid the use of Xempa during pregnancy.

Breast-feeding: Xempa should not be used during breast-feeding.

Fertility: No studies on the effect on human fertility have been conducted for Empagliflozin.

Animal studies do not indicate direct or indirect harmful effects with respect to fertility.

Product Name	XEMPA 25 Tablet	 BIOPHARMA L I M I T E D A-116, BSCIC, Industrial Estate TONGI, GAZIPUR, BANGLADESH
Module 1	Administrative Information and Product Information	

4.7 Effects on ability to drive and use machines

Empagliflozin has minor influence on the ability to drive and use machines. Patients should be advised to take precautions to avoid hypoglycaemia while driving and using machines, in particular when Glyxambi is used in combination with other antidiabetic medicinal products known to cause hypoglycaemia (e.g. insulin and analogues, sulphonylureas).

4.8 Undesirable effects


Common or very common: Balanoposthitis, Hypoglycemia (in combination with insulin or sulfonylurea), increased risk of infection, pruritus generalized, thirst, urinary disorders.

Uncommon: Hypovolaemia.

4.9 Overdose

Symptoms: In controlled clinical studies single doses of up to 800 mg empagliflozin (equivalent to 32 times the highest recommended daily dose) in healthy volunteers and multiple daily doses of up to 100 mg empagliflozin (equivalent to 4 times the highest recommended daily dose) in patients with type 2 diabetes did not show any toxicity. Empagliflozin increased urine glucose excretion leading to an increase in urine volume. The observed increase in urine volume was not dose-dependent and is not clinically meaningful. There is no experience with doses above 800 mg in humans.

Therapy: In the event of an overdose, treatment should be initiated as appropriate to the patient's clinical status. The removal of empagliflozin by haemodialysis has not been studied.

Product Name	XEMPA 25 Tablet	
Module 1	Administrative Information and Product Information	

5. Pharmacological properties

5.1 Pharmacodynamic properties

Pharmacotherapeutic group: Drugs used in diabetes, Other blood glucose lowering drugs, excl. insulins, ATC code: A10BK03


Mechanism of action

Empagliflozin is a reversible, highly potent (IC_{50} of 1.3 nmol) and selective competitive inhibitor of sodium-glucose co-transporter 2 (SGLT2). Empagliflozin does not inhibit other glucose transporters important for glucose transport into peripheral tissues and is 5000 times more selective for SGLT2 versus SGLT1, the major transporter responsible for glucose absorption in the gut. SGLT2 is highly expressed in the kidney, whereas expression in other tissues is absent or very low. It is responsible, as the predominant transporter, for the reabsorption of glucose from the glomerular filtrate back into the circulation. In patients with type 2 diabetes and hyperglycaemia a higher amount of glucose is filtered and reabsorbed.

Empagliflozin improves glycaemic control in patients with type 2 diabetes by reducing renal glucose reabsorption. The amount of glucose removed by the kidney through this glucuretic mechanism is dependent on blood glucose concentration and GFR. Inhibition of SGLT2 in patients with type 2 diabetes and hyperglycaemia leads to excess glucose excretion in the urine. In addition, initiation of empagliflozin increases excretion of sodium resulting in osmotic diuresis and reduced intravascular volume.

In patients with type 2 diabetes, urinary glucose excretion increased immediately following the first dose of empagliflozin and is continuous over the 24 hour dosing interval. Increased urinary glucose excretion was maintained at the end of the 4-week treatment period, averaging approximately 78 g/day. Increased urinary glucose excretion resulted in an immediate reduction in plasma glucose levels in patients with type 2 diabetes.

Empagliflozin improves both fasting and post-prandial plasma glucose levels. The mechanism of action of empagliflozin is independent of beta cell function and insulin pathway and this contributes to a low risk of hypoglycaemia. Improvement of surrogate markers of beta cell function including Homeostasis Model Assessment- β (HOMA- β) was noted. In addition, urinary glucose excretion triggers calorie loss, associated with body fat loss and body weight reduction. The glucosuria observed with empagliflozin is accompanied by diuresis which may contribute to sustained and moderate reduction of blood pressure. The glucosuria, natriuresis and osmotic diuresis observed with empagliflozin may contribute to the improvement in cardiovascular outcomes.

Product Name	XEMPA 25 Tablet	
Module 1	Administrative Information and Product Information	

5.2 Pharmacokinetic properties

Absorption

The pharmacokinetics of empagliflozin have been extensively characterised in healthy volunteers and patients with type 2 diabetes. After oral administration, empagliflozin was rapidly absorbed with peak plasma concentrations occurring at a median t_{max} of 1.5 hours post-dose. Thereafter, plasma concentrations declined in a biphasic manner with a rapid distribution phase and a relatively slow terminal phase. The steady state mean plasma AUC and C_{max} were 1870 nmol.h/l and 259 nmol/l with empagliflozin 10 mg and 4740 nmol.h/l and 687 nmol/l with empagliflozin 25 mg once daily. Systemic exposure of empagliflozin increased in a dose-proportional manner. The single-dose and steady-state pharmacokinetic parameters of empagliflozin were similar suggesting linear pharmacokinetics with respect to time. There were no clinically relevant differences in empagliflozin pharmacokinetics between healthy volunteers and patients with type 2 diabetes.

Administration of empagliflozin 25 mg after intake of a high-fat and high calorie meal resulted in slightly lower exposure; AUC decreased by approximately 16% and C_{max} by approximately 37% compared to fasted condition. The observed effect of food on empagliflozin pharmacokinetics was not considered clinically relevant and empagliflozin may be administered with or without food.

Distribution

The apparent steady-state volume of distribution was estimated to be 73.8 l based on the population pharmacokinetic analysis. Following administration of an oral [14C]-empagliflozin solution to healthy volunteers, the red blood cell partitioning was approximately 37% and plasma protein binding was 86%.

Biotransformation

No major metabolites of empagliflozin were detected in human plasma and the most abundant metabolites were three glucuronide conjugates (2-, 3-, and 6-O glucuronide). Systemic exposure of each metabolite was less than 10% of total drug-related material. In vitro studies suggested that the primary route of metabolism of empagliflozin in humans is glucuronidation by the uridine 5'-diphospho-glucuronosyltransferases UGT2B7, UGT1A3, UGT1A8, and UGT1A9.


Elimination

Based on the population pharmacokinetic analysis, the apparent terminal elimination half-life of empagliflozin was estimated to be 12.4 hours and apparent oral clearance was 10.6 l/hour. The inter-subject and residual variabilities for empagliflozin oral clearance were 39.1% and 35.8%, respectively. With once-daily dosing, steady-state plasma concentrations of empagliflozin were reached by the fifth dose. Consistent with the half-life, up to 22% accumulation, with respect to plasma AUC, was observed at steady-state. Following administration of an oral [14C]-empagliflozin solution to healthy volunteers, approximately 96% of the drug-related radioactivity was eliminated in faeces (41%) or urine (54%). The majority of drug-related radioactivity recovered in faeces was unchanged parent drug and approximately half of drug related radioactivity excreted in urine was unchanged parent drug.

Special populations

Renal impairment

In patients with mild, moderate or severe renal impairment ($eGFR <30 - <90$ ml/min/1.73 m²) and patients with kidney failure/end stage renal disease (ESRD), AUC of empagliflozin increased by approximately 18%, 20%, 66%, and 48%, respectively compared to subjects with normal renal

Product Name	XEMPA 25 Tablet	
Module 1	Administrative Information and Product Information	

function. Peak plasma levels of empagliflozin were similar in subjects with moderate renal impairment and kidney failure/ESRD compared to patients with normal renal function. Peak plasma levels of empagliflozin were roughly 20% higher in subjects with mild and severe renal impairment as compared to subjects with normal renal function. The population pharmacokinetic analysis showed that the apparent oral clearance of empagliflozin decreased with a decrease in eGFR leading to an increase in drug exposure.

Hepatic impairment

In subjects with mild, moderate, and severe hepatic impairment according to the Child-Pugh classification, AUC of empagliflozin increased approximately by 23%, 47%, and 75% and C_{max} by approximately 4%, 23%, and 48%, respectively, compared to subjects with normal hepatic function.

Body Mass Index

Body mass index had no clinically relevant effect on the pharmacokinetics of empagliflozin based on the population pharmacokinetic analysis. In this analysis, AUC was estimated to be 5.82%, 10.4%, and 17.3% lower in subjects with BMI of 30, 35, and 45 kg/m², respectively, compared to subjects with a body mass index of 25 kg/m².

Gender

Gender had no clinically relevant effect on the pharmacokinetics of empagliflozin based on the population pharmacokinetic analysis.

Race

In the population pharmacokinetic analysis, AUC was estimated to be 13.5% higher in Asians with a body mass index of 25 kg/m² compared to non-Asians with a body mass index of 25 kg/m².

Elderly

Age did not have a clinically meaningful impact on the pharmacokinetics of empagliflozin based on the population pharmacokinetic analysis.


Paediatric population

A paediatric Phase 1 study examined the pharmacokinetics and pharmacodynamics of empagliflozin (5 mg, 10 mg and 25 mg) in children and adolescents ≥ 10 to < 18 years of age with type 2 diabetes mellitus. The observed pharmacokinetic and pharmacodynamic responses were consistent with those found in adult subjects.

5.3 Pre-clinical safety data

Non-clinical data reveal no special hazard for humans based on conventional studies of safety pharmacology, genotoxicity, fertility and early embryonic development.

In long term toxicity studies in rodents and dogs, signs of toxicity were observed at exposures greater than or equal to 10-times the clinical dose of empagliflozin. Most toxicity was consistent with secondary pharmacology related to urinary glucose loss and electrolyte imbalances including decreased body weight and body fat, increased food consumption, diarrhoea, dehydration, decreased serum glucose and increases in other serum parameters reflective of increased protein metabolism and gluconeogenesis, urinary changes such as polyuria and glucosuria, and microscopic

Product Name	XEMPA 25 Tablet	
Module 1	Administrative Information and Product Information	

changes including mineralisation in kidney and some soft and vascular tissues. Microscopic evidence of the effects of exaggerated pharmacology on the kidney observed in some species included tubular dilatation, and tubular and pelvic mineralisation at approximately 4-times the clinical AUC exposure of empagliflozin associated with the 25 mg dose.

Empagliflozin is not genotoxic.


In a 2 year carcinogenicity study, empagliflozin did not increase the incidence of tumours in female rats up to the highest dose of 700 mg/kg/day, which corresponds to approximately 72-times the maximal clinical AUC exposure to empagliflozin. In male rats, treatment-related benign vascular proliferative lesions (haemangiomas) of the mesenteric lymph node were observed at the highest dose, but not at 300 mg/kg/day, which corresponds to approximately 26-times the maximal clinical exposure to empagliflozin. Interstitial cell tumours in the testes were observed with a higher incidence in rats at 300 mg/kg/day and above, but not at 100 mg/kg/day which corresponds to approximately 18-times the maximal clinical exposure to empagliflozin. Both tumours are common in rats and are unlikely to be relevant to humans.

Empagliflozin did not increase the incidence of tumours in female mice at doses up to 1000 mg/kg/day, which corresponds to approximately 62-times the maximal clinical exposure to empagliflozin. Empagliflozin induced renal tumours in male mice at 1000 mg/kg/day, but not at 300 mg/kg/day, which corresponds to approximately 11-times the maximal clinical exposure to empagliflozin. The mode of action for these tumours is dependent on the natural predisposition of the male mouse to renal pathology and a metabolic pathway not reflective of humans. The male mouse renal tumours are considered not relevant to humans.

At exposures sufficiently in excess of exposure in humans after therapeutic doses, empagliflozin had no adverse effects on fertility or early embryonic development. Empagliflozin administered during the period of organogenesis was not teratogenic. Only at maternally toxic doses, empagliflozin also caused bent limb bones in the rat and increased embryofetal loss in the rabbit.

In pre- and postnatal toxicity studies in rats, reduced weight gain of offspring was observed at maternal exposures approximately 4-times the maximal clinical exposure to empagliflozin. No such effect was seen at systemic exposure equal to the maximal clinical exposure to empagliflozin. The relevance of this finding to humans is unclear.

In a juvenile toxicity study in the rat, when empagliflozin was administered from postnatal day 21 until postnatal day 90, non-adverse, minimal to mild renal tubular and pelvic dilation in juvenile rats was seen only at 100 mg/kg/day, which approximates 11-times the maximum clinical dose of 25 mg. These findings were absent after a 13 weeks drug-free recovery period.

Product Name	XEMPA 25 Tablet	 BIOPHARMA L I M I T E D A-116, BSCIC, Industrial Estate TONGI, GAZIPUR, BANGLADESH
Module 1	Administrative Information and Product Information	

6.1 List of excipients

SN	Ingredients Chemical Name	Specification
1	Lactose Monohydrate	BP
2	Microcrystalline Cellulose PH101	BP
3	Povidone-K 30	BP
4	Croscarmellose Sodium	BP
5	Colloidal Silicone Dioxide	BP
6	Magnesium Stearate	BP
7	Opadry II White	In House
8	Purified Water	BP

6.2 Incompatibilities

Not applicable.

6.3 Shelf life

24 Months

6.4 Special precautions for storage

Store below 30°C. Protect from light and moisture. Keep out of reach of children.

6.5 Nature and contents of container

Primary Pack: Alu-Alu blister

Secondary Pack: 350 GSM Swedish board

7. Marketing Authorization Holder:

Biopharma Ltd.